

SPI-III™

True Phase Identification System

SPI-III™ is designed to unmistakably identify electrical phases at any voltage levels (40V to 1,200kV) of an electrical power grid. Its advanced technologies enables effortless measurements anywhere.

Highlights

- Works on all voltage levels
- Intuitive graphical readings
- Direct & non-contact phasing
- Accurate GPS satellite technology
- Robust wireless communication
- Field-proven rugged design
- Holdover mode (no GPS coverage)
- Deferred mode (no cell coverage)



Consider it done!

- Based on a completely new and **future-proof** platform
- SPI-III™ is **state-of-the-art** phase ID system
- 25 years legacy of phase identification solutions

Free interactive presentation:



[Click here to schedule](#)



sales@ndbtech.com



ndbtech.com

ndb
Technologies



No Cell ?
No GPS ?
No Problem !


Low Voltage

- Outlets
- Meters
- Motor control centers
- Control panels
- Secondary circuits
- Substation control circuits
- Residential
- Commercial
- Industrial



Medium Voltage

- Overhead power lines
- Underground cable terminations
- Transformers
- Breakers
- Switchgear
- VDS / VPIS
- Motors
- Generators



High Voltage

- Transmission lines
- Switchyard
- Substation
- Busbars



Technical Specifications

Field Module

- Phasing resolution $\pm 1^\circ$
- 4 AA Batteries
- Autonomy: 30 hours of continuous phasing
- CAT-III 1000V / CAT-IV 600V low voltage phasing direct contact
- Up to 72 kV medium voltage direct contact using hotstick
- Non-contact up to 1,200kV
- Capacitive test port input
- Switchgear half rectified voltage indicator port measurements.
- IP-67 rating
- 50/60Hz
- CE certified
- Wireless range: 30 meters / 100 ft range, typical
- Languages: English, French, Indonesian, Polish, Thai, Turkish, Spanish & Chinese

Reference Module

- Two reference inputs (CAT-III 600V, CAT-IV 300V)
- Ethernet port
- Power input
- External GPS connection interface
- 50/60Hz
- CE certified

Reference Module

SPI-III™'s reference module implements a wide range of powerful features:

- ⌚ Dual input channels (up to 600V) providing system reference signal redundancy
- ⌚ GPS signal holdover in case of signal loss
- ⌚ Ultra-precise phase compensation
- ⌚ Flexible communication
- ⌚ Unlimited number of field sets simultaneously
- ⌚ One-time configuration (software included)



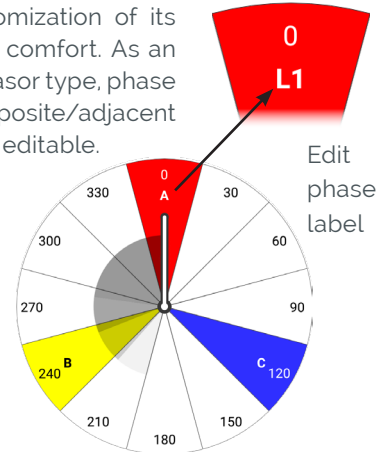
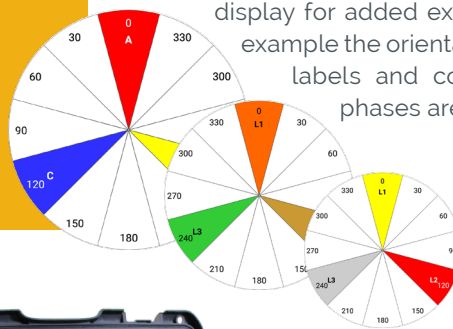
Display

- ⌚ Durable & waterproof
- ⌚ Works with gloves
- ⌚ Phasor & digital type results
- ⌚ Phase compensation
- ⌚ Save & export results
- ⌚ Signal strength & stability indicators
- ⌚ Flexible communication (Wi-Fi, 3G, LTE, hotspot)
- ⌚ Long lasting batteries



Customize your display

The SPI-III™ allows complete customization of its display for added experience comfort. As an example the orientation, phasor type, phase labels and colors, opposite/adjacent phases are all user editable.



Compact & Lightweight

SPI-III™ field kit is equipped to perform phase ID right out of the box. Its high-quality hard-shell case is compact, lightweight, water-resistant (IP67) and has storage available to keep your accessories secured in one place.

Accessories

An array of accessories is available to meet your field-testing applications



Magnetic holding strap



Y type probe

Hook type probe



VDS/VPIS adapters



Alligator clips



DMM probes

